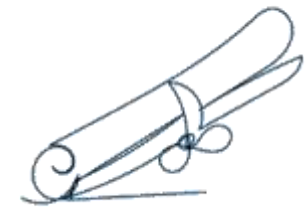
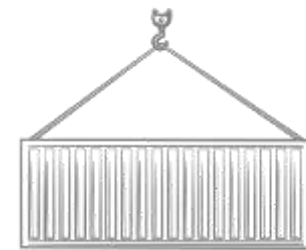


## Certificates of Origin



**3 219**

Number of Certificates of Origin



**1 060.0**million AED

Value of Exported goods

Source: Ras Al Khaimah Chamber of Commerce & Industry

## Foreign Trade

(in AED)

Imports **1 370** million

Exports **1117** million

Re- Exports **449** million



**-196** million

Value of Trade Balance

Source: Ras Al Khaimah Customs Department

## Consumer Price Index

Consumer Piece Index for October

**107.8**

(2021 = 100)



Change Rate ( October 2025 / September 2025)

**0.3**%



Change Rate ( October 2025 / October 2024)

**1.6** %

Source: Ras Al Khaimah Statistics Center

## Tourism



**491 963**

Total Guest Nights



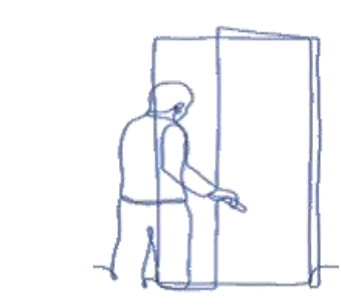
**115 476**

Total Arrivals



**209 958**

Total Room Nights



**260 454**

Total Available Rooms



**4.3**

Average Length of Stay (No. of nights)

Source: Ras Al Khaimah Tourism Development Authority

## Archaeological sites visits

National  
Museum

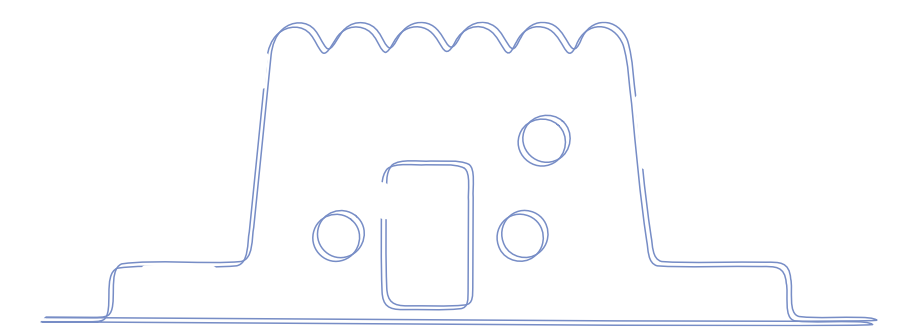
**1 446**

Dhayah  
Fort

**963**

Al Jazira  
Al Hamra

**925**



Source: Department of Antiquities & Museums  
Ras Al Khaimah

## Building Permits



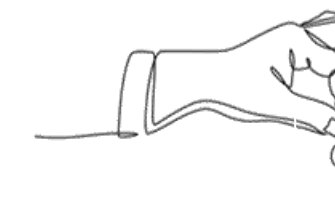
No. of Final New  
Building Permits **180**

No. of Modification and  
Adjustment Permits **241**

Source: Ras Al Khaimah Municipality

## Real Estate Transactions

(in AED)



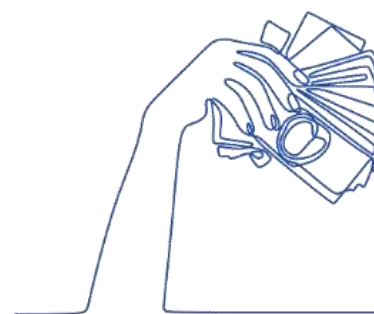
Real Estate Transactions

**529.1** million



Mortgages Value

**279.7** million

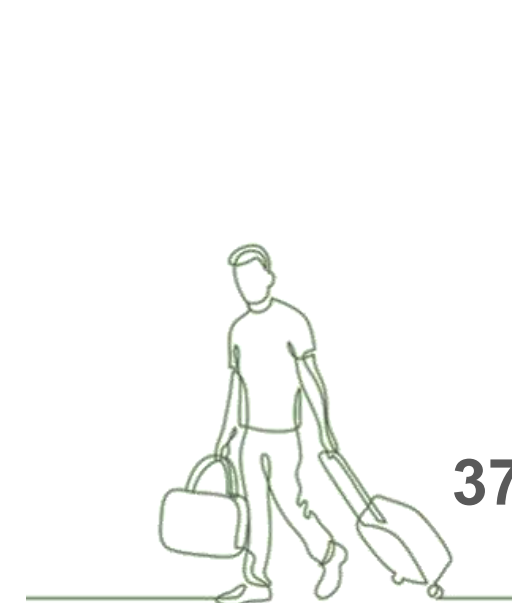


Waiver Market Value

**41.3** million

Source: Ras Al Khaimah Municipality


## Passengers Movements at RAK International Airport



**37 569** No. of Departures



**42 896** No. of Arrivals




**1 515** No. of Transit

Source: Ras Al Khaimah International Airport

## Users of Public Transport

**698 357**

No. of passengers by taxis



**47 787**

No. of passengers (Intercity)



**27 071**

No. of public transport users  
(intracity)

Source: Ras Al Khaimah Transport Authority

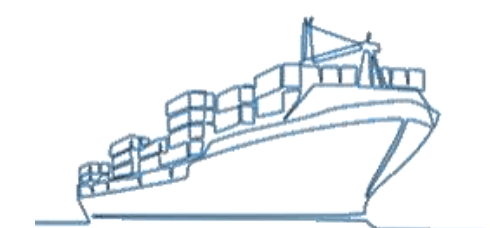
## Ships & Cargo Movement at Saqr Port

**119**

Number of Ships Out

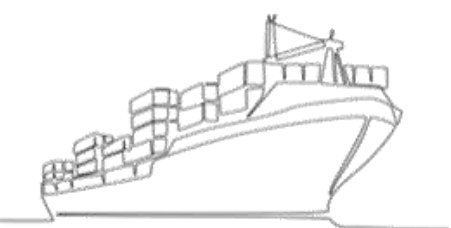
**115**

Number of Ships in



**5 232 309** Tons

Quantity of Loaded Goods



**184 972** Tons

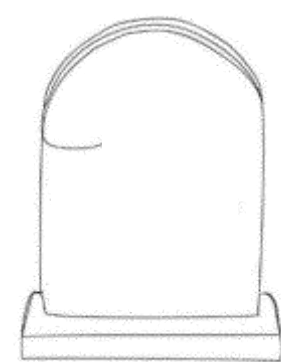
Quantity of Unloaded Goods

Source: Saqr Seaport Authority – Ras Al Khaimah

## Births and Deaths



Live Births **284**



Deaths **47**

Source: Ras Al Khaimah Medical District

## Marriage and Divorce



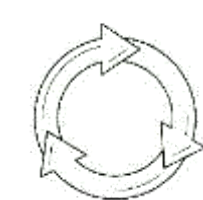
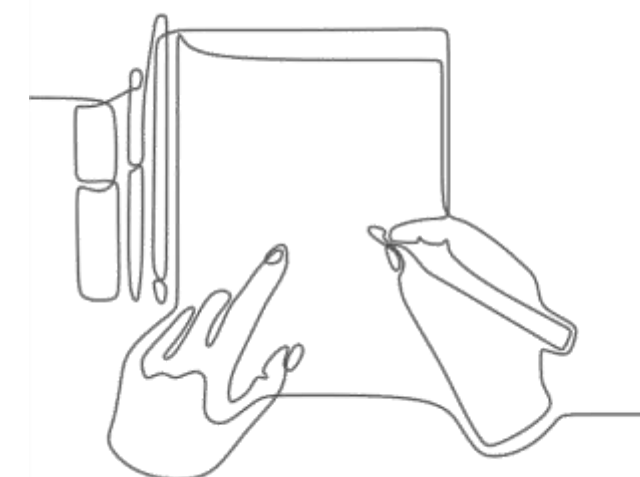
Marriage **109**



Divorce **33**

Source: Courts Department – Ras Al Khaimah

## DED - Licenses up to October



**12 859**

Renewed Licenses



**2 146**

New Licenses

Source: Dep. Of Economic Development – Ras Al Khaimah

## RAKEZ - Licenses up to October

No. of Licenses

**723**

Industrial

No. of Customers  
Employees

**58 215**

Commercial & others

**52 935**

**61 613**

Source: Ras Al Khaimah Economic Zone

## International Companies Registrations

Monthly New Incorporations **120**

Year-to-date New Incorporations **1 003**

Total of **7 873** shareholders from **152**  
different Nationalities.



Source: RAK International Corporate Centre

